

To,

Dated:14-11-2024

BSE Limited,
Department of Corporate Services,
Phiroze Jeejeebhoy Towers,
Dalal Street,
Mumbai 400 001.

Script Code: 531946

Sub: Unaudited Financial Result of the Company under Regulation 33 of the SEBI (Listing Obligations and Disclosure Requirements) Regulations, 2015 for the Quarter and half year ended on 30th September, 2024.

Dear Sir(s),

Pursuant to the provisions of Regulation 33 of the SEBI (Listing Obligations and Disclosure Requirements) Regulations 2015, please find enclosed herewith:

1. Unaudited Financial Results (Standalone & Consolidated) for the quarter and half year ended 30th September 2024 along with the Limited Review report on Unaudited Financial results of the company, Statement of Asset and Liabilities of the company and Cash Flow Statement

The aforesaid result has been approved by the Board of Directors at their meeting held today.

Kindly update the same on your records and oblige.

Thanking you,

Yours faithfully,

For and on behalf on
Chadha Papers Limited

Chadha Papers Limited

Whole Time Director

Amanbir Singh Sethi
Wholetime Director
DIN: 01015203
Address: CTC061 The Crest Park Drive,
DLF5, Gurugram, Haryana-122011

Encl: As Above



Chadha Papers Limited

R-11, 2nd Floor, Nehru Enclave,
Near Nehru Enclave, Metro Station, Kalkaji, New Delhi -110019
Works: Chadha Estate, Nanital Road, Bilaspur, District Rampur (U.P)
CIN No. L21O12UP199OPLCO11878

Independent Auditor's report on the Quarterly and Year to date Unaudited Standalone Financial Results Of the Company Pursuant to the Regulation 33 and 52 of the SEBI (Listing Obligation and Disclosure Requirements) Regulations, 2015 (as amended)

Review Report

To the Board of Directors Of M/s. CHADHA PAPERS LTD.

1. We have reviewed the accompanying statement of Unaudited Standalone financial results of Chadha Papers Limited (the 'Company') for the Quarter ended 30th September 2024 and year to date from April 01, 2024 to September 30, 2024 (the "statement") attached herewith, being submitted by the Company pursuant to the requirement of Regulation 33 and 52 of the Securities Exchange Board of India (Listing Obligation and Disclosure Requirements) Regulations, 2015 as amended (the "Listing Regulations").
2. The Company's management is responsible for the preparation of the statement in accordance with the recognition and measurement principles laid down in Indian Accounting Standard 34 "Interim Financial Reporting" (Ind-AS 34), prescribed under Section 133 of the Companies Act, 2013 as amended, read with relevant rules issued thereunder and other accounting principles generally accepted in India and in compliance with Regulation 33 and 52 of the Listing Regulations. The statement has been approved by the statement has been approved by the Company's Board of Directors. Our responsibility is to express a conclusion on the statement based on our review.
3. We conducted our review of the statement in accordance with the Standard on Review Engagements (SRE) 2410, "Review of Interim Financial Information Performed by the Independent Auditor of the Entity" issued by the Institute of Chartered Accountants of India. This standard requires that we plan and perform the review to obtain moderate assurance as to whether the financial statements are free of material misstatement. A review is limited primarily to inquiries of company personnel and analytical procedures applied to financial data and thus provide less assurance than an audit. We have not performed an audit and accordingly, we do not express an audit opinion.
4. Based on our review conducted as above, nothing has come to our attention that causes us to believe that the accompanying statement of standalone financial results prepared in accordance with applicable accounting standards i.e. Ind-AS prescribed under Section 133 of the Companies Act, 2013 as amended, read with relevant rules issued thereunder and other accounting principles generally accepted in India, has not disclosed the information required to be disclosed in terms of Listing Regulations, including the manner in which it is to be disclosed, or that it contains any material misstatement.

For D H A N A & Associates
Chartered Accountants
Firm registration No:- 510525C



Arun Khandelia

Partner

Membership No. 089125

Place: New Delhi

Date: 14-Nov-2024

Udin: 24089125BKASKE3097



CHADHA PAPERS LIMITED

REGD. OFFICE :- CHADHA ESTATE, NAINITAL ROAD, BILASPUR, RAMPUR, UTTAR PRADESH-244921 (UP)

CIN: I21012UP1990PLC011878

Ph: 0120-4120849, 4216287, 4106160 Fax: 0120-4106161

Email: chadhapapersltd@gmail.com

Website: www.chadhapapers.com

Statement of Standalone Financial Results for the Quarter ended 30th September, 2024

S. No.	PARTICULARS	STANDALONE					
		Three Months Ended			Half Year Ended		Year Ended
		30.09.2024	30.06.2024	30.09.2023	30.09.2024	30.09.2023	31.03.2024
		(Unaudited)	(Unaudited)	(Unaudited)	(Unaudited)	(Unaudited)	(Audited)
1	Income						
	a) Revenue from Operations	8,237.13	15,634.61	10,629.34	23,871.74	26,434.83	60,931.79
	b) Other Income	85.09	67.67	92.55	152.76	134.48	463.55
	Total Income (a + b)	8,322.22	15,702.28	10,721.89	24,024.50	26,569.31	61,395.34
2	Expenses						
	a) Cost of materials consumed	5,667.18	8,953.77	7,391.01	14,620.95	16,505.37	35,475.61
	b) Changes in Inventories of Finished Goods, work in progress	(1,153.30)	345.27	(1,399.51)	(808.03)	(1,498.18)	(1,104.52)
	c) Employee benefits expense	429.89	415.81	392.40	845.70	766.09	1,616.63
	d) Finance Costs	244.61	241.68	352.16	486.29	697.45	2,670.11
	e) Depreciation	224.53	134.53	235.35	359.06	464.27	961.47
	f) Other expenses						
	(i) Power and Fuel	2,149.17	3,448.21	2,690.13	5,597.38	4,551.92	10,834.04
	(ii) Others	545.30	1,730.56	1,258.48	2,275.86	2,396.93	5,868.45
	Total Expenses	8,107.38	15,269.83	10,920.03	23,377.21	23,883.85	56,321.79
3	Profit before Exceptional and Extraordinary Items and Tax (1-2)	214.84	432.45	(198.14)	647.29	2,685.46	5,073.55
4	Exceptional Items						
5	Profit before Extraordinary Items and Tax (3-4)	214.84	432.45	(198.14)	647.29	2,685.46	5,073.55
6	Extraordinary Items						
7	Profit before Tax (5-6)	214.84	432.45	(198.14)	647.29	2,685.46	5,073.55
8	Tax Expenses	86.95	114.06	(38.68)	201.01	690.41	1,344.91
	(i) Current Tax	19.14	120.47	5.55	139.61	783.75	1,859.07
	(ii) MAT Credit reversed	-	-	-	-	-	-
	(iii) Income Tax previous years	23.46	-	-	23.46	-	11.05
	(iv) Deferred Tax	44.35	(6.41)	(44.23)	37.94	(93.34)	(525.21)
9	Profit/(Loss) for the period from Continuing Operations (7-8)	127.89	318.39	(159.46)	446.28	1,995.05	3,728.64
10	Profit/(Loss) for the period from Discontinuing Operations	-	-	-	-	-	-
11	Tax Expenses of Discontinuing Operations	-	-	-	-	-	-
12	Profit/(Loss) for the period from Discontinuing Operations (After Tax)	-	-	-	-	-	-
13	Profit/(Loss) for the period (9+12)	127.89	318.39	(159.46)	446.28	1,995.05	3,728.64
14	Other Comprehensive Income (OCI)	(0.34)	(0.33)	-	(0.67)	-	(1.33)
	i) a) Re-measurement Gain/(Loss) on Defined Benefit Plans	(0.45)	(0.44)	-	(0.89)	-	(1.78)
	b) Income tax relating to Items that will not be reclassified to profit or loss	0.11	0.11	-	0.22	-	0.45
	ii) a) Investments in Equity Instruments carried at Fair Value	-	-	-	-	-	-
	b) Income tax relating to Items that will be reclassified to profit or loss	-	-	-	-	-	-
15	Total Comprehensive Income for the period (13+14)	127.55	318.06	(159.46)	445.61	1,995.05	3,727.31
16	Paid up Equity Share Capital (face value of Rs. 10/- each)	1,020.40	1,020.40	1,020.40	1,020.40	1,020.40	1,020.40
17	Other equity						4,836.45
18	Earning per equity share (of Rs. 10 each) (not annualised)						
	a) Basic (In Rs.)	1.25	3.12	(1.56)	4.37	19.55	36.54
	b) Diluted (In Rs.)	1.25	3.12	(1.56)	4.37	19.55	36.54

Notes:

- The above financial results have been reviewed by the Audit Committee and have been approved by the Board of Directors in their respective meetings held on Nov 14, 2024.
- The above standalone financial results for the quarter ended 30th September, 2024 have been reviewed by the Statutory Auditors as required under Regulation 33 of the SEBI (Listing Obligation and Disclosure Requirements) Regulation 2015.
- As the Company has a single reportable segment, the segment wise disclosure requirement of Ind AS 108 on operating segment is not applicable to it.
- Financial Results for this period have been prepared and presented in accordance with the recognition and measurement principles of Ind AS-34 "Interim Investment in impact of Financial Reporting".
- The figures for the previous periods have been regrouped / rearranged, wherever necessary.
- Lease pertaining to part of factory land at Bilaspur (Rampur) where the paper manufacturing unit is located, has expired. The said land belonging to promoters and the family members was on lease for a period of 30 years since 1991. The management is abreast of the matter and in process of getting the lease renewed. The company has not received any communication from the lessor(s) for eviction thereof and, therefore, there is no material implication on the operations of the company.

Place: Delhi
Date: 14.11.2024

Chadha Papers Limited

Whole Time Director


Chadha Papers Limited
CIN: - L21012UP1990PLC011878

Registered office address :- Chadha Estate, Nanital Road, Bilaspur-244921, Rampur (UP)

Standalone Balance Sheet as at September 30, 2024

(RS. IN LAKHS)

Particulars	As at September 30, 2024	As at March 31, 2024
ASSETS		
Non-current assets		
Property, plant and equipment	13,445.51	9,879.41
Other intangible assets	0.77	0.77
Financial assets		
Investments	145.30	157.93
Other financial assets	2,169.54	2,116.60
Non-current tax assets (Net)	-	-
Other non-current assets	819.90	1,138.85
Total non-current assets	16,581.02	13,293.56
Current assets		
Inventories	10,194.91	8,029.04
Financial assets		
Investments	457.51	444.88
Trade receivables	2,583.42	4,984.19
Cash and cash equivalents	1,039.08	2,049.81
Other bank balances	1,500.00	500.00
Loans	7.26	3.94
Other financial assets	118.88	143.37
Current tax assets (Net)	-	-
Other current assets	1,991.62	1,021.53
Total current assets	17,892.68	17,176.76
Total assets	34,473.70	30,470.32
EQUITY AND LIABILITIES		
Equity		
Equity share capital	1,020.40	1,020.40
Other equity	5,282.07	4,836.45
Total equity	6,302.47	5,856.85
Non-current liabilities		
Financial liabilities		
Borrowings	3,674.19	3,450.01
Trade payables		
Other financial liabilities	4,750.00	4,750.00
Provisions	163.68	142.67
Deferred tax liabilities (net)	1,591.04	1,553.33
Total non-current liabilities	10,178.91	9,896.01
Current liabilities		
Financial liabilities		
Borrowings	5,687.53	5,822.17
Trade payables		
Dues of micro and small enterprises	3,882.93	2,888.19
Dues other than micro and small enterprises	5,708.82	3,642.05
Other financial liabilities	695.87	686.24
Other current liabilities	1,867.28	355.73
Provisions	21.64	21.64
Current tax liabilities (net)	128.25	1,301.44
Total Current liabilities	17,992.32	14,717.46
Total equity and liabilities	34,473.70	30,470.32



Chadha Papers Limited

Whole Time Director

Chadha Papers Limited

CIN: - L21012UP1990PLC011878

Registered office address :- Chadha Estate, Nanital Road, Bilaspur-244921, Rampur (UP)

Email Id :- chadhapersltd@gmail.com, Mobile No.91053-88000

Standalone Statement of Cash Flow for the half year ended September 30, 2024

(RS. IN LAKHS)

	Half Year Ended Sep-24	Year Ended Mar-24
Cash flow from operating activities		
Profit before taxation	647.29	5,073.55
Non-cash adjustments to reconcile profit before tax to net cash flows		
Depreciation on property plant & equipment, including intangible assets	359.06	961.47
Unwinding of interest on financial liabilities at amortised cost	162.43	1,749.10
Interest income on FDR	(119.61)	(260.70)
Interest income other	(7.04)	
Interest expense	323.87	921.01
Profit on sale of land	-	(35.26)
Provision for doubtful debts/advances	-	59.58
Doubtful debts written off	-	157.30
Unrealised foreign fluctuation (Gain)/Loss	17.84	(33.10)
Old balances written back	-	(6.92)
Re-measurements gain/(loss) of defined benefit obligations	(0.89)	(1.78)
Operating profit before working capital changes	1,382.95	8,584.25
Adjustments for:		
(Increase) / Decrease in trade receivables	2,400.76	(429.67)
(Increase)/Decrease in inventories	(2,165.86)	(3,041.47)
(Increase) / Decrease in loans	(3.33)	2.74
(Increase) / Decrease in other financial assets	(28.44)	(737.42)
(Increase) / Decrease in other current assets and Non current assets	(651.15)	(670.12)
Increase/(Decrease) in trade payables	3,046.63	1,484.40
Increase/(Decrease) in other financial liabilities	9.62	27.46
Increase/(Decrease) in other current liabilities	1,511.55	(1,003.56)
Increase/(Decrease) in provisions	21.00	39.54
Cash generated from operations	5,523.73	4,256.15
Direct taxes paid (net of refunds)	1,336.25	844.49
Net cash from operating activities (A)	4,187.48	3,411.66
Cash flows from investing activities		
Purchase of property plant & equipment, including intangible assets, CWIP	(3,925.16)	(1,614.48)
Proceeds from sale of Property plant & equipment, including intangible assets	-	63.00
Investment in bank deposits	(1,000.00)	217.12
Interest income on FDR	126.65	260.70
Net cash (used in) investing activities (B)	(4,798.51)	(1,073.66)
Cash flows from financing activities		
Repayment of borrowings	(6.24)	-
Repayment on redemption of preference shares	-	(3,250.00)
Increase in borrowings	67.46	43.17
Interest paid	(323.87)	(921.01)
Net cash (used in) financing activities (C)	(262.65)	(4,127.84)
Net increase in cash and cash equivalents (A+B+C)	(873.68)	(1,789.84)
Effect of exchange rate changes on cash and cash equivalents	(2.95)	15.33
Net increase (decrease) in cash and cash equivalents	(876.63)	(1,774.51)
Cash and cash equivalents at the beginning of the year	(1,940.51)	(166.00)
Cash and cash equivalents at the end of the year	(2,817.14)	(1,940.51)

Notes:

1) The above Cash Flow Statement has been prepared under the "Indirect Method" as set out in Indian Accounting Standard (Ind AS) 7 on "Statement of Cash Flow".

2) Amounts in brackets indicate a cash outflow or reduction.

3) Reconciliation of cash and cash equivalents as per the Statement of cash flows:	September 30, 2024	March 31, 2024
Cash and Cash Equivalents as per above	1,039.08	2,049.80
Letter of Credit and Cash Credit	(3,856.22)	(3,990.31)
Balance as per Statement of Cash Flows	(2,817.14)	(1,940.51)



Chadha Papers Limited

Whole Time Director




Independent Auditor's report on the Quarterly and Year to date Unaudited Consolidated Financial Results of the Company Pursuant to the Regulation 33 and 52 of the SEBI (Listing Obligation and Disclosure Requirements) Regulations, 2015 (as amended)

Review Report to

The Board of Directors of M/s. CHADHA PAPERS LTD

1. We have reviewed the accompanying statement of Unaudited Consolidated Financial Results of **Chadha Papers Limited** (the 'Parent') and its subsidiary (the parent and its subsidiary together referred to as 'the group') for the Quarter ended 30th September 2024 and the consolidated year to date results for the period 1st April 2024 to 30th September 2024, being submitted by the Parent Company pursuant to the requirement of Regulation 33 and 52 of the Securities Exchange Board of India (Listing Obligation and Disclosure Requirements) Regulations, 2015, as amended (the "Listing Regulations").
2. This Statement, which is the responsibility of the Parent's management and approved by the Parent's board of directors on 14 November, 2024 has been prepared in accordance with the recognition and measurement principles laid down in Indian Accounting Standard 34 "Interim Financial Reporting" (Ind-AS 34), prescribed under Section 133 of the Companies Act, 2013 read with relevant rules issued thereunder and other accounting principles generally accepted in India and in compliance with Regulation 33 and 52 of the Listing Regulations. Our responsibility is to issue a report on these financial statements based on our review.
3. We conducted our review of the statement in accordance with the Standard on Review Engagements (SRE) 2410, "Review of Interim Financial Information Performed by the Independent Auditor of the Entity" issued by the Institute of Chartered Accountants of India. A review of interim financial information consists of making inquiries, primarily of persons responsible for financial and accounting matters, and applying analytical and other review procedures. A review is substantially less in scope than an audit conducted in accordance with Standards on Auditing and consequently does not enable us to obtain assurance that we would become aware of all significant matters that might be identified in an audit. Accordingly, we do not express an audit opinion.

We also performed procedures in accordance with the circular no. CIR/CFD/CMD1/44/2019 DATED March 29, 2019 issued by the SEBI under Regulation 33 (8) of the SEBI (Listing Obligations and Disclosure Requirements) Regulations, 2015, as amended, to the extent applicable.
4. The Statement includes the results of the following entities: Manorama Paper Mills Limited (Subsidiary).
5. Based on our review conducted and procedures performed as stated in paragraph 3 above and based on the consideration of the review reports of other auditors referred to in paragraph 6 below, nothing has come to our attention that causes us to believe that the accompanying Statement, prepared in accordance with the recognition and measurement principles laid down



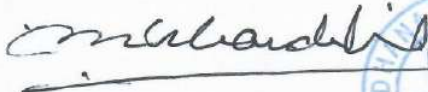
in the aforesaid Indian Accounting Standard specified under section 133 of the Companies Act, 2013, as amended, read with relevant rules issued there under and other accounting principles generally accepted in India, has not disclosed the information required to be disclosed in terms of the Listing Regulations, including the manner in which it is to be disclosed, or that it contains any material misstatement.

Other matter

6. We did not review the interim financial statements /financial information /financial results of its subsidiary company included in the consolidated unaudited interim financial statements/ financial information/ financial results of the entity included in the Group. Its results are not made available to us. However, its total revenue, its total net profit / (loss) after tax and total comprehensive income/ loss Rs. Nil for the quarter ended 30/09/2024, and its cash flows (net) of Rs. Nil for the period from 01/04/2024 to 30/09/2024, as considered in the respective consolidated unaudited interim financial statements/ financial information/ financial results of the entity included in the Group. The interim financial statements/ financial information / financial results have not been furnished to us, the relevant information only has been furnished to us by the management and our opinion on consolidated financial results, to the extent have been derived from the information furnished by the management of the company. According to the information and explanations given to us by the Management, these interim financial statements / financial information / financial results are not material to the Group.

Our conclusion on the Statement is not modified in respect of the above matter.

For D H A N A & Associates
Chartered Accountants
Firm registration No:- 510525C



Arun Khandelia
Partner
Membership No. 089125



Place: New Delhi
Date: 14-Nov-2024

Udin: 24089125BKASKF1569

CHADHA PAPERS LIMITED

REGD. OFFICE :- CHADHA ESTATE, NAINITAL ROAD, BILASPUR, RAMPUR, UTTAR PRADESH- 244921 (UP)
CIN: L21012UP1990PLC011878
Ph: 0120-4120849, 4216287, 4106160 Fax: 0120-4106161
Email: chadhapersltd@gmail.com
Website: www.chadhapers.com

Statement of Consolidated Financial Results for the Quarter ended 30th September, 2024

(RS. IN LAKHS)

S. No.	PARTICULARS	CONSOLIDATED					
		Three Months Ended			Half Year Ended		Year Ended
		30.09.2024	30.06.2024	30.09.2023	30.09.2024	30.09.2023	31.03.2024
		(Unaudited)	(Unaudited)	(Unaudited)	(Unaudited)	(Unaudited)	(Audited)
1	Income						
	a) Revenue from Operations	8,237.13	15,634.61	10,629.34	23,871.74	26,434.83	60,931.79
	b) Other Income	85.09	67.67	92.55	152.76	134.48	463.55
	Total Income (a + b)	8,322.22	15,702.28	10,721.89	24,024.50	26,569.31	61,395.34
2	Expenses						
	a) Cost of materials consumed	5,667.18	8,953.77	7,391.01	14,620.95	16,505.37	35,475.61
	b) Changes in Inventories of Finished Goods, work in progress	(1,153.40)	445.27	(1,399.51)	(808.03)	(1,498.18)	(1,104.52)
	c) Employee benefits expense	429.89	415.81	392.40	845.70	766.09	1,616.63
	d) Finance Costs	244.61	241.68	352.16	486.29	697.45	2,670.11
	e) Depreciation	224.53	134.53	235.35	359.06	464.27	961.47
	f) Other expenses:						
	(i) Power and Fuel	2,149.17	3,448.21	2,690.13	5,597.38	4,551.92	10,834.04
	(ii) Others	545.30	1,730.56	1,258.48	2,275.86	2,396.93	5,917.08
	Total Expenses	8,107.38	15,269.83	10,920.03	23,377.21	23,883.85	56,370.42
3	Profit before Exceptional and Extraordinary Items and Tax (1-2)	214.84	432.45	(198.14)	647.29	2,685.46	5,024.92
4	Exceptional Items	-	-	-	-	-	-
5	Profit before Extraordinary Items and Tax (3-4)	214.84	432.45	(198.14)	647.29	2,685.46	5,024.92
6	Extraordinary Items	-	-	-	-	-	-
7	Profit before Tax (5-6)	214.84	432.45	(198.14)	647.29	2,685.46	5,024.92
8	Tax Expenses	86.95	114.06	(38.68)	201.01	690.41	1,344.91
	(i) Current Tax	19.14	120.47	5.55	139.61	783.75	1,859.07
	(ii) MAT Credit reversed	-	-	-	-	-	-
	(iii) Income Tax previous years	23.46	-	-	23.46	-	11.05
	(iv) Deferred Tax	44.35	(6.41)	(44.23)	37.94	(93.34)	(525.21)
9	Profit/(Loss) for the period from Continuing Operations (7-8)	127.89	318.39	(159.46)	446.28	1,995.05	3,680.01
10	Profit/(Loss) for the period from Discontinuing Operations	-	-	-	-	-	-
11	Tax Expenses of Discontinuing Operations	-	-	-	-	-	-
12	Profit/(Loss) for the period from Discontinuing Operations (After Tax)	-	-	-	-	-	-
13	Profit/(Loss) for the period (9+12)	127.89	318.39	(159.46)	446.28	1,995.05	3,680.01
14	Other Comprehensive Income (OCI)	(0.34)	(0.33)	-	(0.67)	-	(1.33)
	i) a) Re-measurement Gain/(Loss) on Defined Benefit Plans	(0.45)	(0.44)	-	(0.89)	-	(1.78)
	b) Income tax relating to Items that will not be reclassified to profit or loss	0.11	0.11	-	0.22	-	0.45
	ii) a) Investments in Equity Instruments carried at Fair Value	-	-	-	-	-	-
	b) Income tax relating to Items that will be reclassified to profit or loss	-	-	-	-	-	-
15	Total Comprehensive Income for the period (13+14)	127.55	318.06	(159.46)	445.61	1,995.05	3,678.68
	Profit for the period attributable to:						
	Owners of the Comoaav	127.89	318.39	(159.46)	446.28	1,995.05	3,680.01
	Non-controlling Interest	-	-	-	-	-	(0.04)
	Other comprehensive Income/(Loss) attributable to:						
	Owners of the Comoaav	(0.34)	(0.33)	-	-	-	(1.33)
	Non-controlling Interest	-	-	-	-	-	-
	Total comprehensive Income/ (Loss) attributable to:						
	Owners of the Comoaav	127.55	318.06	(159.46)	446.28	1,995.05	3,678.68
	Non-controlling Interest	-	-	-	-	-	(0.04)
16	Paid up Equity Share Capital (face value of Rs. 10/- each)	1,020.40	1,020.40	1,020.40	1,020.40	1,020.40	1,020.40
17	Other Equity	-	-	-	-	-	4,824.99
18	Earning per equity share (of Rs. 10 each) (not annualised)						
	a) Basic (In Rs.)	1.25	3.12	(1.56)	4.37	19.55	36.06
	b) Diluted (In Rs.)	1.25	3.12	(1.56)	4.37	19.55	36.06

Notes:

- The above financial results have been reviewed by the Audit Committee and have been approved by the Board of Directors in their respective meetings held on Nov 14, 2024.
- The above consolidated financial results for the quarter ended 30th September, 2024 have been reviewed by the Statutory Auditors as required under Regulation 33 of the SEBI (Listing Obligation and Disclosure Requirements) Regulation 2015.
- As the Company has a single reportable segment, the segment wise disclosure requirement of Ind AS 108 on operating segment is not applicable to it.



Chadha Papers Limited

Whole Time Director

- 4 Financial Results for this period have been prepared and presented in accordance with the recognition and measurement principles of Ind AS-34 "Interim Investment in impact of dis Financial Reporting".
- 5 The figures for the previous periods have been regrouped / rearranged, wherever necessary.
- 6 Lease pertaining to part of factory land at Bilaspur (Rampur) where the paper manufacturing unit is located, has expired. The said land belonging to promoters and the family members was on lease for 3 period of 30 years since 1991. The management is abreast of the matter and in process of getting the lease renewed. The company has not received any communication from the lessor(s) for eviction thereof and, therefore, there is no material implication on the operations of the company.
- 7 The company has only one wholly-owned non-material subsidiary company. During the quarter ended 30.09.2024, the subsidiary company did not have any operations. Therefore, the financial information of subsidiary Co has not been included in the consolidated financial results. The use of the previous quarter's financial information does not have any material impact on the financial position or financial performance of the consolidated entity.

Place: Delhi
Date: 14.11.2024



Chadha Papers Limited

Whole Time Director

Chadha Papers Limited

CIN: - L21012UP1990PLC011878

Registered office address :-Chadha Estate, Nanital Road, Bilaspur-244921, Rampur (UP)

Consolidated Balance Sheet as at September 30, 2024

(RS. IN LAKHS)

Particulars	As at September 30, 2024	As at March 31, 2024
ASSETS		
Non-current assets		
Property, plant and equipment	13,445.51	9,879.41
Other intangible assets	0.77	0.77
Financial assets		
Investments	145.30	157.93
Other financial assets	2,169.54	2,116.60
Non-current tax assets (Net)	-	-
Other non-current assets	819.90	1,138.85
Total non-current assets	16,581.02	13,293.56
Current assets		
Inventories	10,194.91	8,029.04
Financial assets		
Investments	457.51	444.88
Trade receivables	2,583.42	4,984.19
Cash and cash equivalents	1,039.08	2,049.81
Other bank balances	1,500.00	500.00
Loans	7.26	3.94
Other financial assets	118.88	143.37
Other current assets	1,991.62	1,021.53
Total current assets	17,892.68	17,176.76
Total assets	34,473.70	30,470.32
EQUITY AND LIABILITIES		
Equity		
Equity share capital	1,020.40	1,020.40
Other equity	5,282.07	4,824.99
Non-Controlling Interest	-	(0.02)
Total equity	6,302.47	5,845.37
Non-current liabilities		
Financial liabilities		
Borrowings	3,674.19	3,450.01
Other financial liabilities	4,750.00	4,750.00
Provisions	163.68	142.67
Deferred tax liabilities (net)	1,591.04	1,553.33
Total non-current liabilities	10,178.91	9,896.01
Current liabilities		
Financial liabilities		
Borrowings	5,687.53	5,833.30
Trade payables		
Dues of micro and small enterprises	3,882.93	812.94
Dues of creditors other than micro and small enterprises	5,708.82	5,717.65
Other financial liabilities	695.87	686.24
Other current liabilities	1,867.28	355.73
Provisions	21.64	21.64
Current tax liabilities (net)	128.25	1,301.44
Total Current liabilities	17,992.32	14,728.94
Total equity and liabilities	34,473.70	30,470.32



Chadha Papers Limited


 Whole Time Director

Chadha Papers Limited

CIN: - L21012UP1990PLC011878

Registered office address :-Chadha Estate, Nanital Road, Bilaspur-244921, Rampur (UP)

Consolidated Statement of Cash Flow for the Half year ended September 30, 2024

(RS. IN LAKHS)

	Half Year Ended Sep-24	Year Ended Mar-24
Cash flow from operating activities		
Profit before taxation	647.29	5,024.93
Non-cash adjustments to reconcile profit before tax to net cash flows		
Depreciation on property plant & equipment, including intangible assets	359.06	961.47
Unwinding of interest on financial liabilities at amortised cost	162.43	1,749.10
Interest income on FDR	(119.61)	(260.70)
Interest income on Other	(7.04)	-
Interest expense	323.87	921.01
Profit on sale of land	-	(35.26)
Provision for doubtful debts/advances	-	108.13
Doubtful debts written off	-	157.30
Unrealised foreign fluctuation (Gain)/Loss	17.84	(33.10)
Old balances written back	-	(6.92)
Re-measurements gain/(loss) of defined benefit obligations	(0.89)	(1.78)
	1,382.95	8,584.18
Operating profit before working capital changes		
Adjustments for:		
(Increase) / Decrease in trade receivables	2,400.76	(429.67)
(Increase)/Decrease in inventories	(2,165.86)	(3,041.47)
(Increase) / Decrease in loans	(3.33)	2.74
(Increase) / Decrease in other financial assets	(28.44)	(743.84)
(Increase) / Decrease in other current assets and Non current assets	(651.15)	(663.20)
Increase/(Decrease) in trade payables	3,046.63	1,484.40
Increase/(Decrease) in other financial liabilities	9.62	27.46
Increase/(Decrease) in other current liabilities	1,511.55	(1,003.56)
Increase/(Decrease) in provisions	21.00	39.54
Cash generated from operations	5,523.73	4,256.58
Direct taxes paid (net of refunds)	1,336.25	844.49
Net cash from operating activities (A)	4,187.48	3,412.09
Cash flows from investing activities		
Purchase of property plant & equipment, including intangible assets, CWIP	(3,925.16)	(1,614.48)
Proceeds from sale of Property plant & equipment, including intangible assets	-	63.00
Investment in bank deposits	(1,000.00)	216.62
Interest income on FDR	126.65	260.70
Net cash (used in) investing activities (B)	(4,798.51)	(1,074.16)
Cash flows from financing activities		
Repayment of borrowings	(6.24)	-
Repayment on redemption of preference shares	-	(3,250.00)
Increase in borrowings	67.46	43.17
Interest paid	(323.87)	(921.01)
Net cash (used in) financing activities (C)	(262.65)	(4,127.84)
Net increase in cash and cash equivalents (A+B+C)	(873.68)	(1,789.91)
Effect of exchange rate changes on cash and cash equivalents	(2.95)	15.33
Net increase (decrease) in cash and cash equivalents	(876.63)	(1,774.58)
Cash and cash equivalents at the beginning of the year	(1,940.51)	(165.92)
Cash and cash equivalents at the end of the year	(2,817.14)	(1,940.50)

Notes:

The above Cash Flow Statement has been prepared under the "Indirect Method" as set out in Indian Accounting Standard (Ind AS) 7 on "Statement of Cash Flow".

1) Amounts in brackets indicate a cash outflow or reduction.

3) Reconciliation of cash and cash equivalents as per the Statement of cash flows:	September 30, 2024	March 31, 2024
Cash and Cash Equivalents as per above	1,039.08	2,049.81
Letter of Credit and Cash Credit	(3,856.22)	(3,990.31)
Balance as per Statement of Cash Flows	(2,817.14)	(1,940.50)



Chadha Papers Limited

Whole Time Director